

# Noumw na chromebook ese mwökut ika angang? Satun kopwe satuni ne fori ekkei föfförun.

## Ewin – Kopwe tönu meinsin ekkena iit (users)

Ika ese wor, iwe mwökut ngeni ena nampa 2.

- 1) Me won ena sign-in screen won ena chromebook, kopwe fini menni ena iit kopwe tönu.
- 2) Tiki ena arrow (v) unukun ena iit (user).
- 3) Fini ena era **“Remove this user.”**
- 4) Non ena pwor a pichita, kopwe fini sefani ena era **“Remove this user”**.



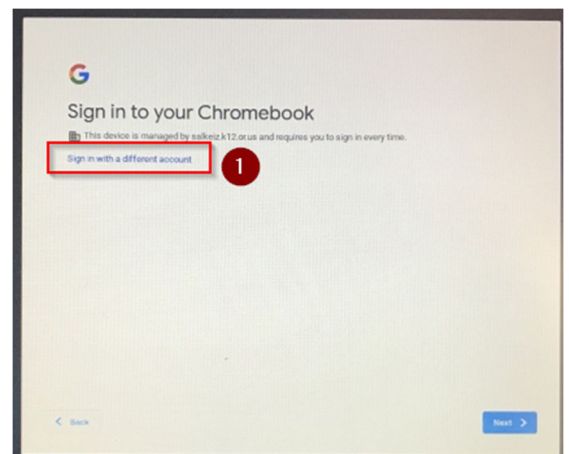
## Oruwen Kinikin - “Tonong won ew account mei sakkono” omw kopwe update’ini

Me mwen omw kopwe poputa, kopwe akkoum fori an epwe nimoch ika minafo masowen non noumw na chromebook. Kopwe tiki pöku ena foun mei mak

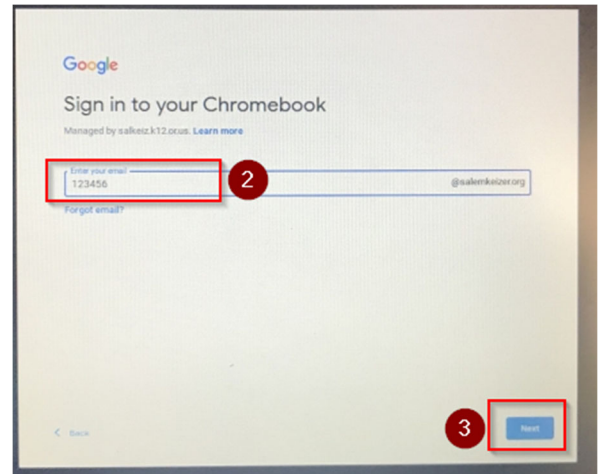
**Refresh**  me ena **Power** button  fan ew chok.




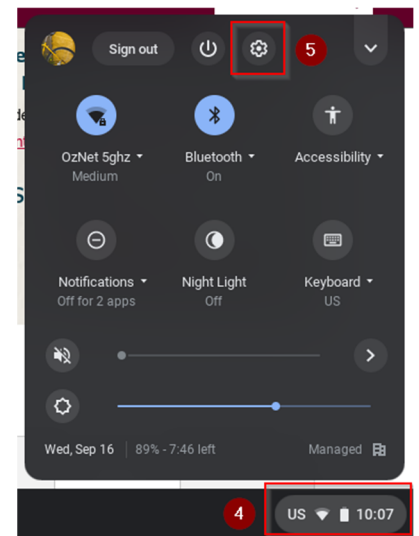
- 1) Kopwe fini ika tiki ena **“Sign in with a different account.”** me won ena sign-in screen won ena chromebook.



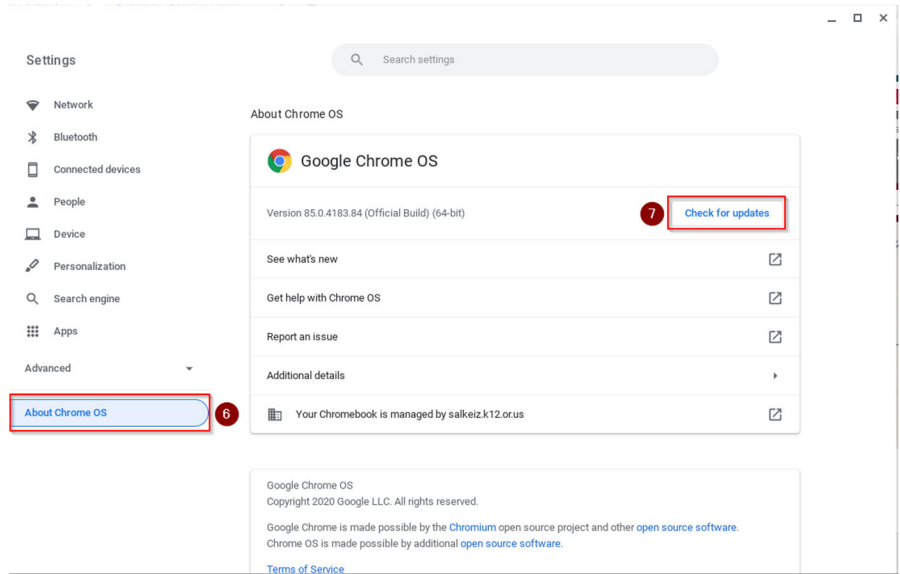
- 2) Makkenong ena student ID.
- 3) Tiki ena era **“Next”**. Tikienong omw we student password won ena screen epwe pichita (ese pwa ikei).



- 4) Nupwen omw ka tonong, kopwene tiki ena system tray unukun ena kunok.
- 5) Ika a sukuta, ka tiki ena Settings button .



- 6) Non ena Settings window, tiki **“About Chrome OS.”**
- 7) Tiki ena **“Check for Updates”**.
- 8) Ika ka tonong iwe ka tiki ena era **“Restart to finish update”**(ese pwa).
- 9) Ika a wes an restart, iwe ka tiki en foun mei araw era pwe **“Next”** omw kopwene tonong.
- 10) Satuni ne pwan tonong sefan.
- 11) Eniwini ne fori ei Kinikin 2 tori an epwe wesino ne update.



Faniten ekkewe Chromebook re poputa

online murin ewe summer, ina pwata

epwe ekis tam an epwe eminafo me ena Tetten 2 kopwe enniwin ne fori fan chommong. Oupwe kan fokkun omusano ren an epwe wor tawengaweno ren met ei e fis, nge kinisou chok ren omw nikitu me weweiti ei fansoun mei euechea ren ei angangen update.